

## Team Formation – Crossing the Line & Speed Dating – Instructor Guide

### When to facilitate this session

We suggest that you facilitate this session a few days after announcing the details of the course project. If you are giving students the option of coming up with their own project topics, you will want to give them at least a couple of days to think about a project topic to propose. Also, depending on how you want this session to end (with a fully formed team, or with students having expressed preferences for projects and team members), you will want to think about how soon after this session the first team assignment will be due to give teams plenty of time to get organized.

### Pre-work (for faculty)

- Create a system for students to keep track of their Crossing the Line responses. (example: Crossing the Line Student Profile.doc)
- Create project topics.
  - You can create these yourself or ask students to come ready to pitch a project idea.
  - If you decide to allow students to pitch project ideas, make sure to have some way to post their topic ideas around the room during speed dating. (You might ask students to notify you beforehand what they will be pitching so that you can have all of the topic signs ready, or just have blank paper & markers ready.)
- Create a way to display project topics around the room.
- Decide whether you want to do the final sorting of students into teams, or if you want students to make final decision.
  - If you want to do the final sorting of students into teams, you will need to create a system for students to submit their project and/or team preferences.
  - If you want students to make final team decision, you will need to create a system for students to submit team information.
- Decide how you will signal the end of each speed dating round (ring a gong, flash the lights, etc.)
- Decide how many speed dating rounds you'd like to have!

## Team Formation – Crossing the Line & Speed Dating Activity Session

*What students should bring to class:*

- A project idea to pitch to the class (if applicable)

*Instructor Resources:*

- Team Formation\_CTL&SD\_Slide Deck
- Crossing the Line Student Profile

*Room Setup:*

- Clear the center of the room for students to comfortably walk around
- Use masking tape/painter's tape to create a line down the middle of the classroom (for Crossing the Line)
- Project topics displayed on walls around the room (for Speed Dating)

*Session Notes:*

### [5 minutes] Introduction

- "Today we are going to do a short team formation activity to help ease the process of selecting a team & project..."
- Communicate the goal of the day (this example is for a faculty member that wants to do final team sorting): "During this session, you will have a chance to meet and have short conversations with

classmates that have similar project interests. At the end of class, you will be filling out a Project & Team Preference form, so think about this activity as a way to prepare you to fill out the form. After class, the teaching team will review the forms and do a final assignment of teams and projects. We'll notify you of the results at the beginning of the next class session."

- Introduce Speed-Dating Activity:
  - "So right now, we are going to do a Speed Dating activity to help you get to know your classmates a little better..."
  - As we all know, dating can be extremely awkward,
  - Dating, perhaps, would be so much easier if we were up-front & honest about who we are & what habits or tendencies we have
  - First we're going to do something called Crossing the Line – it looks like this – I'm going to scroll through a series of categories, and you are going to decide on which side of the line you fall. As you decide, fill out your Crossing the Line Profile accordingly. This profile will help serve as conversation piece as you go through speed-dating

**[10 minutes] Crossing the line**

- *First category: Just for fun*
  - Salt, or sugar?
  - Sunrise, or sunset?
  - Coffee or tea?
  - Talk during a movie, or SHHHH!
- *Second category: How I work....*
  - Most productive...AM or PM
  - 9-times out of 10, I am....on-time or late
  - I communicate... visually or verbally
  - When something is wrong or I am frustrated....will you tell me OR do I have to ask you?
- *Third category: Skills + Passions*
  - I am a "free agent" or "I know that I want to work on \_\_\_\_\_"
  - I'm taking this course because...this is what I want to do with my life OR Just wanted to try something new.
  - This semester I'm going to... Do just enough work to get by...or make this project a top priority
  - My field of study is within the realm of.... STEM, Social science/humanities or Business

**[5-10 minutes] :30 Project Pitches**

- Allow students time to pitch their project topic idea. Use a timer – only give each student 30-60 seconds.

**[25 minutes] Speed Dating**

- Tee up the activity for the students:
  - Topics are posted around the room
  - There will be 4 rounds total, 6 minutes per round
    - Go to an area around the room that matches your interests, and introduce yourself
    - Compare Crossing the Line Profiles with the group – might you make a good team?
    - Consider your crossing the line response as well as other things that might be important to you
  - We will ring the gong after 6 minutes to get you out of that awkward conversation, so that you can go and talk to another team!

- Topics of conversation with your potential team:
  - Your interests
  - The ways you work
  - Your class schedule
  - Your skills/expertise
- After the 3<sup>rd</sup> round, tee up the 4<sup>th</sup> round as the final round.....
  - If students need to pick their own teams, recommend that they use this round to do that.
  - If students are not picking their own teams, recommend that they try another topic out (especially if they have not moved at all by now!)

**[10 minutes] Fill out either Team & Project Preference Form OR Team Details Form**

- Make sure to have some way to collect appropriate data from students!



# Team Formation Activity

# Team Formation Activity: *Speed Dating*



**Maybe dating would be easier if....**




# Crossing the Line






FIRST CATEGORY:  
*JUST FOR FUN*

**Salt...**




**...or Sugar?**

**Sunrise...**




**...or Sunset?**

**Coffee...**



**...or Tea?**


**Talk during a  
movie...**



**...or SHHHHH!**


SECOND CATEGORY:  
*HOW I WORK*

**I am most productive...**



**AM...or...PM**


**9 times out of 10 I am...**



**On-time...OR...Late!**




**I communicate...**



**Visually...OR...Verbally**


**When something is wrong or I am frustrated...**



**Will you tell me...OR...do I have to ask you  
about it?**

THIRD CATEGORY:  
*SKILLS + PASSIONS...*


**I am...**



**A free agent ...OR...**

**I KNOW that I want to  
work on\_\_\_\_\_**

# I am taking this course because...




**This is what I  
want to do with  
my life.**

**...OR...**

**Just wanted to try  
something new.**

# **This semester I'm going to...**

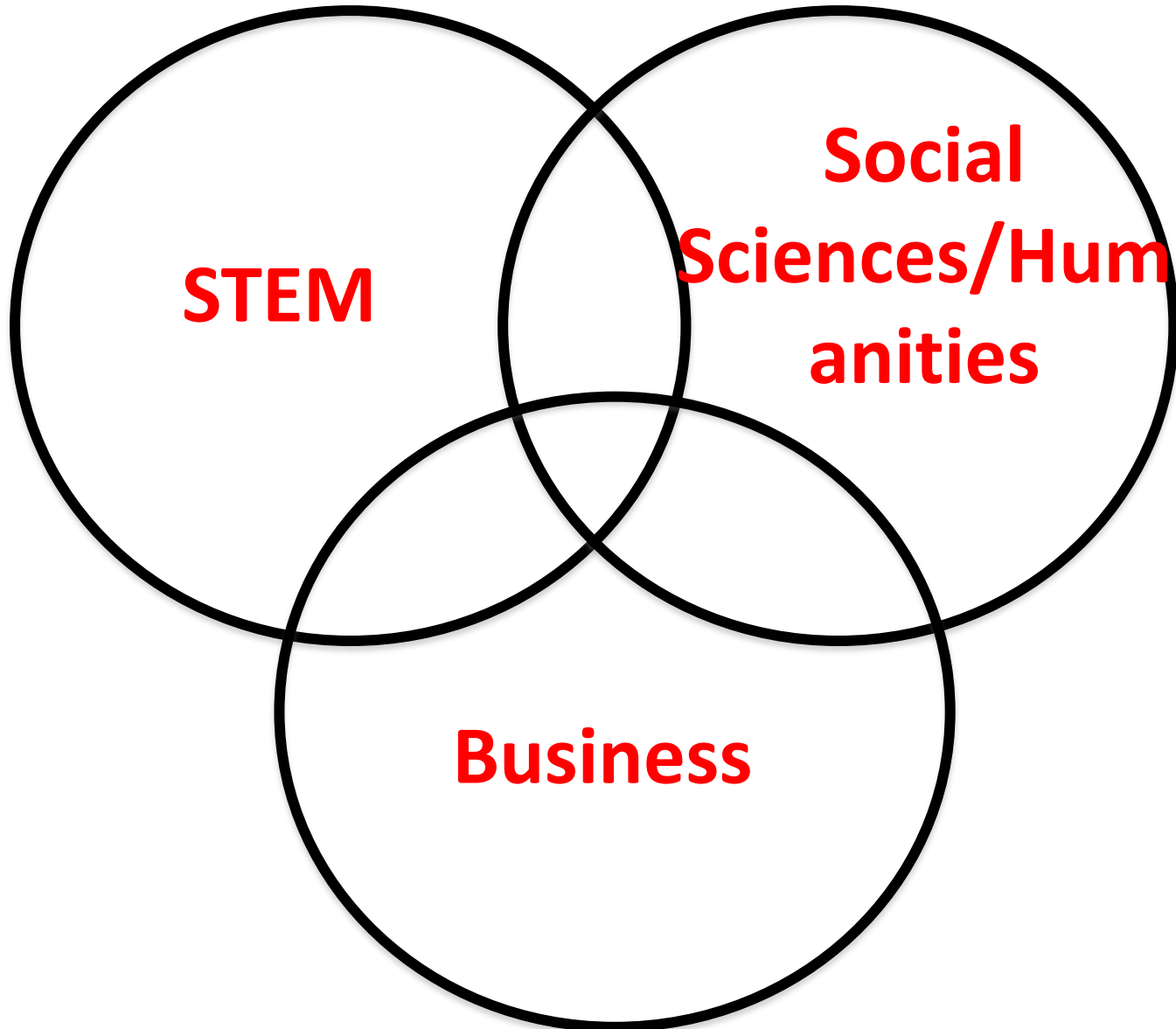


**Do just enough  
work to get by**

**...OR...**

**Make this a top  
priority.**

**My field of study is within  
the realm of...**



**:30 Project Pitches**



# Team Formation Activity: *Speed Dating*

# THE GAME PLAN

- Topics are posted around the room.
- Four rounds total, 6 minutes per round.
- Process:
  - Go to a topic you're interested in.
  - Compare notes with the group – might you make a good team?
  - Consider your Crossing the Line responses as well as other elements that are important to you in a team.
- We will ring the gong when time is up to get you out of that awkward conversation!